



**THE CITY COUNCIL OF WATERLOO, IOWA
WORK SESSION TO BE HELD AT
Harold E. Getty Council Chambers
Monday, November 17, 2025
4:40 PM**

RULES FOR WORK SESSION PUBLIC COMMENT

Iowa Code Chapter 21 gives the public the right to attend council meetings, but it does not require cities to allow public participation except during public hearings. The city council shall not receive any public comment during a work session.

Roll Call.

Agenda, as proposed or amended.

Approval of Minutes of the November 3, 2025, Council Work Session as proposed or amended.

4:40 p.m. Updates from the Sanitation and Street Departments.

Submitted by: Randy Bennett, Public Works Division Manager

ADJOURNMENT

Kelley Felchle
City Clerk

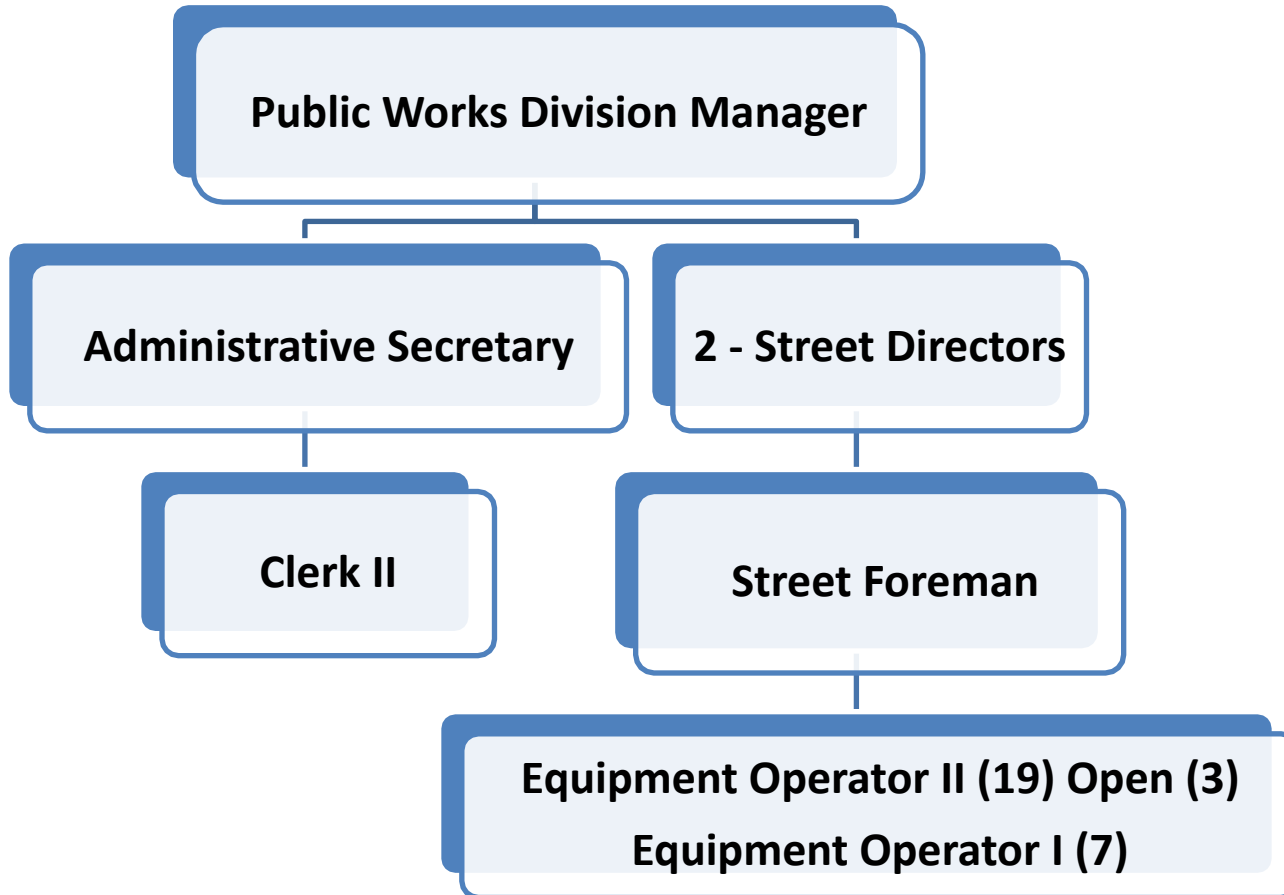
Street Department

4 Activities within 3 Fund Streams Support Operations

- Local Option Tax Fund: Seal Coat Activity - \$1,284,239.00
- Road Use Tax: Street Maintenance Activity - \$2,674,304.00
- Road Use Tax: Snow Removal Activity - \$1,849,792.00
- Storm Water Fund: Street Sweeping Activity - \$422,652.00



STREET DEPARTMENT Organizational Chart





Some Public Works Street Dept Responsibilities

- Streets: 950+ Lane Miles
- Unimproved Streets (Sealcoat): 70+ Miles
- Alley and shoulder maintenance
- Street Sweeping
- PD & Fire Emergency Response



More Street Department Responsibilities

- Snow and Ice Control
- Asphalt and Concrete Repairs
- Asphalt/Concrete Utility Cut Repairs
- Pot Hole Patching (Spray patch injection, HMA, Cold Patch)
- Street Milling
- Ditch Work
- Flood Control
- Speed Hump Installation
- City owned sidewalk repairs



Street Department Seal Coat Program

Funded by Local Option Tax

- 7.6 Full Time Equivalent Manning
- FY26 – 15+ Street Miles Seal coated
- FY27 Forecast - 10 Street Miles to be Crack-Sealed and Seal coated for pavement preservation program
- Assigned personnel also responsible for Snow and Ice Control Program and Flood Control Operations
- Brought on 3 Seasonal Positions to accelerate preservation efforts(Crack Sealing)



Street Sweeping Program

Funded by Storm Water Fund:

- **3.5 Full Time Equivalent Manning**
- **920 Lane Miles of Streets swept Spring – Summer-Fall**
- **Downtown area swept weekly**
- **1,735 Tons of material removed from city streets (NPDES Permit)**
- **Assigned personnel are also responsible for Snow and Ice Control and Flood Control Operations**

Public Works – Street Highlights and Accomplishments – FY25 & FY26

- Completed City owned sidewalk repairs
- 19 Utility Cuts Repaired
- Installed 4 speed humps
- Reconed Airport Blvd Access Rd. including subdrain
- Snow Removal
- Flood Control, primarily Fletcher Ave Flood Gates
- Higher quality repairs utilizing newly acquired equipment
- Large repair in the 300Blk of Oliver St



Airport Blvd Access Road



250' of
curb



- 1200 Blk of Minnesota



More Highlights and Accomplishments FY25 & FY26

- 170+ Alley Repairs
- Sealcoated 15.86 miles
- Recon 18th & Commercial St
- 2 ½ weeks of storm damage cleanup (Nearly 5,000 CY of storm debris)



- 18th & Commercial St under construction





After



Before





- Training and sending staff to state trainings and competitions to represent The City of Waterloo
- SPOT Training & Road-eo
- Rescued a relic – on display at the Grout Museum





FY26 & Beyond Street Department Goals and Objectives

- Continue to provide safe streets for traveling public to the best of our abilities
- Expand pavement preservation program
- Utilize technology for snow and ice control and for vehicle locations
- Continue to research modern practices for pavement management and repairs
- Respond to citizen requests for services
- Projected to Seal Coat up to 11 miles
- Goal of 1,000 yards of concrete work & 1,000 tons of asphalt work

SANITATION UPDATE

Activity 525-15-5400

Total Budget - \$5,932,095

Organizational Structure

Public Works
Division Manager

Sanitation Director

Administrative
Secretary

Solid Waste
Technicians (13)
One Open Position

Overview of Duties/Services

- Curbside Collection
 - Currently 23,709 Households for Garbage
 - Currently 12,044 Households for Yard Waste
 - Currently 11,125 Households for Recycling
- Curbside Collection of Christmas Trees for 2 weeks in January
- Maintain and Monitor Yard Waste/Compost Site
- Maintain and Monitor Central Recycling Collection Sites
- Coordinated 13 Neighborhood Clean Ups throughout the City
- Provide & Coordinated Annual City Wide Clean Up

- Provide Support for 2 Annual Hazardous & E-Waste Events
- Perform Court and Administrative Code Enforcement Clean Ups at Nuisance Properties
- Deliver / Exchange / Repair / Replace Carts for 23,709 Households
- Recycle or Repurpose Carts for Reuse or Removal from Service
- Provide Touch-A-Truck Events for Children & Adults

CLEAN CITY INITIATIVE


Cleaning the City is our community initiative encouraging residents and businesses to keep cart and dumpster lids closed when not in use to help maintain a cleaner, safer environment.



Cart Lids Closed

Sanitation is reinforcing proper cart use by reminding residents to keep cart lids closed when set curbside. Open lids can lead to litter, attract vermin, allow rainwater to accumulate, and cause spillage during collection.

As responsible citizens, it's our duty to keep waste and recyclables securely contained until collection, ensuring a cleaner and safer community for everyone.



Dumpster Lids Secured

Dumpster Lid Policy — Cleaning the City Initiative


Dumpsters should remain closed and secured when not in use to prevent contents from escaping and to reduce the risk of lids being blown open by strong winds.

High-profile areas such as the Crossroads area and Airline Highway are especially prone to high winds due to large open parking areas. Sanitation will focus enforcement efforts in these zones first to help reduce litter spread to neighboring lawns and fields.

Private haulers are required to use chains, lock bars, or similar mechanisms to keep dumpster lids securely closed when not being emptied. Businesses are responsible for ensuring lids are resecured after each use.



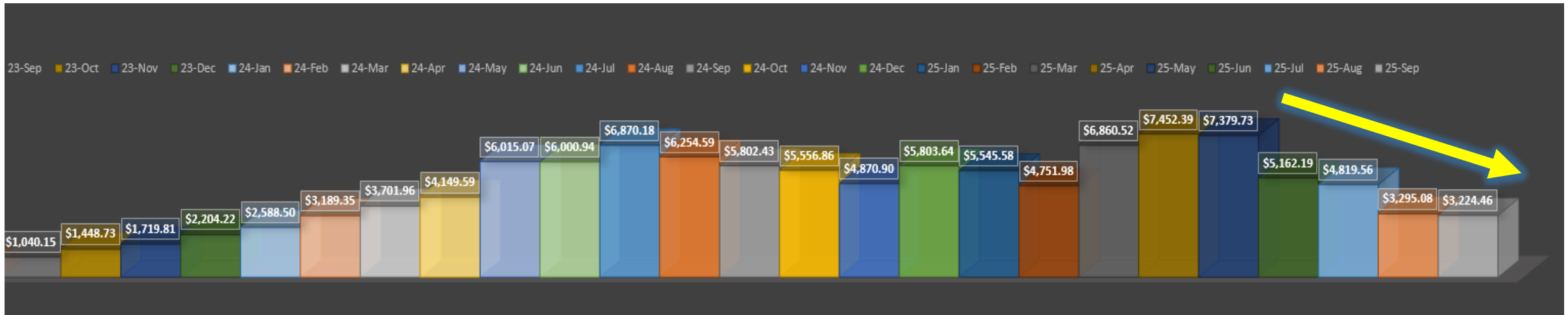
Acceptable Locking Systems



Recycling Values In Decline

Recycling trends are up and down like a rollercoaster ride. When market prices rise, the haulers will flood the system with product while it has value. This “flood” drives market prices back down until the need for more product rises again. The vicious cycle affects us by driving our costs higher while the market price is low.

We are currently heading towards the market lows as our current rebate for October 2025 is \$30.89/ton continuing to fall from the \$71.63/ton high back in April of this year. Our Clean City Initiative is hoping to help curb excessive costs for landfill fees to help combat this trend.



Our Initiative Is Imperative

It is imperative with the value of recycling dropping with no forecast of improvement soon, for our department to be diligent in our efforts to help keep costs low. This involves the following practices:

Proper Cart Management From Residents

- Cart lids closed
- Carts put in proper location for service to reduce go-backs

Private Hauler/Commercial Business Diligence

- Dumpster lids closed and secured

Enforcement is happening and should be encouraged by all.



So How Do You Stay Informed? The Waterloo WYRE App!

The FREE App in Google/Apple Play Stores
THE WATERLOO WYRE

- Waste Wizard to show you how to dispose of items properly
- Notifications of changes to service days
 - Holidays approaching!
 - Thanksgiving & Christmas are 2-day Holidays which cause confusion for some residents-----the WYRE App can help!

GET WYRE'D' IN!



Waterloo
WYRE

Cart Deliveries Are Up-To-Date

Cart deliveries are an ongoing process but we are currently 21 carts out, which is 1-2 days work.

Open Cart - Need Cart ASAP	9
Open Cart - YDW	0
Open Cart - ALL Pickups	2
Open Cart - Exchange	10

Code Enforcements To Make Progress

Code Enforcements are behind but as Yard Waste season comes to an end, we will change our focus to completing everything we can before winter.

Green Dots – smaller jobs
Red Dots – large jobs
Black Dots – In Process



Elements Update

An update to the software will now allow us to map addresses and geographic pinpoints in the next few days.

Sanitation and IT are working together to be able to pinpoint illegal dumps and code enforcement cleanups allowing us to improve tracking, coordinate cleanups more efficiently, and track history to view problem areas with precise locations.

Friday, November 14, 2025

1,412 Me

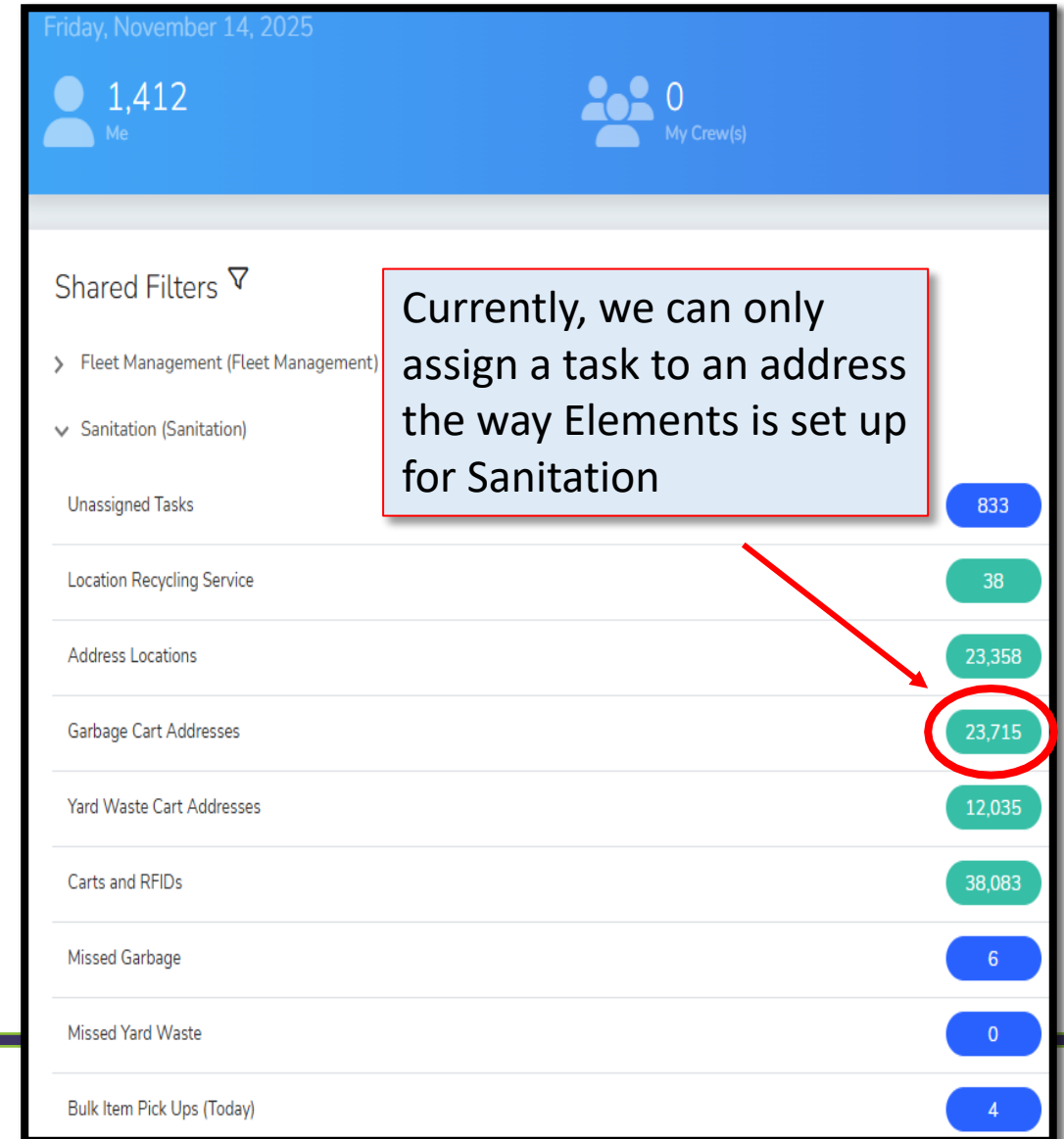
0 My Crew(s)

Shared Filters ▾

- > Fleet Management (Fleet Management)
- ▼ Sanitation (Sanitation)

Unassigned Tasks	833
Location Recycling Service	38
Address Locations	23,358
Garbage Cart Addresses	23,715
Yard Waste Cart Addresses	12,035
Carts and RFIDs	38,083
Missed Garbage	6
Missed Yard Waste	0
Bulk Item Pick Ups (Today)	4

Currently, we can only assign a task to an address the way Elements is set up for Sanitation



Sanitation Statistics FYE25

Curbside Garbage Collection – 19,052.01 Tons

- Down from 19,163.17 Tons in FYE24 (-111.16 Tons from the previous year)

Curbside Recycling Collection – 1,261.08 Tons

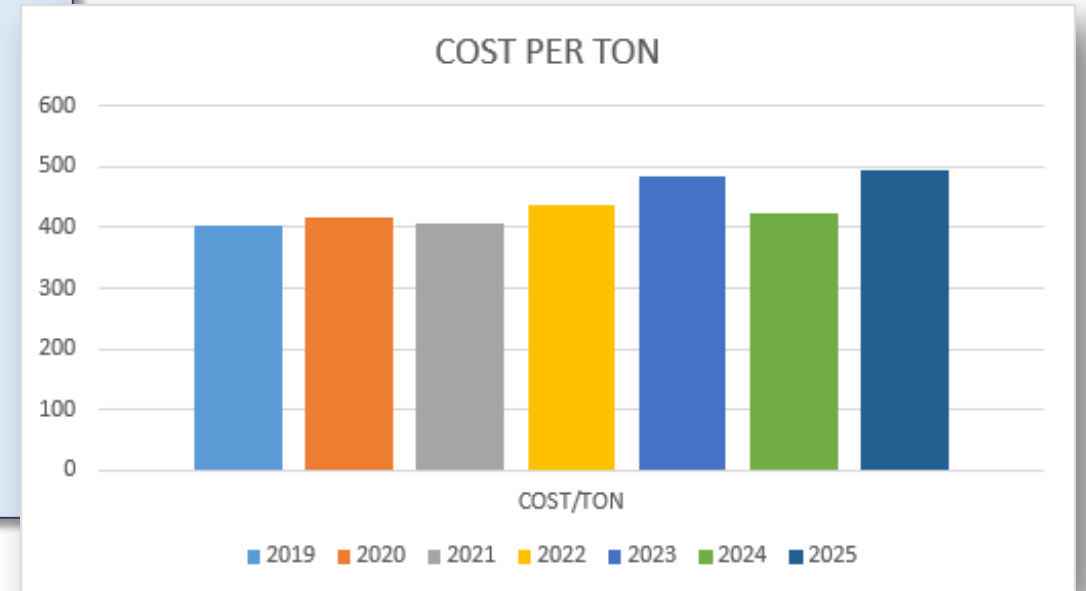
- Up from 1,165.28 Tons in FYE24 (+95.80 Tons from the previous year)
- Cost for recycling is increasing due to lower rebate value.

Steel collected and recycled – 40.83 Tons

- (no record of the year before)

Tires collected and recycled – 33.88 Tons

- Down from 48.72 Tons in FYE24 (-14.84 Tons from previous year)
- With fuel surcharges, cost per ton on tires is rising.



Questions?